


# PHONICS

<u>YEAR GROUP</u>	<u>2018/19</u>	<u>2021/22</u>	<u>2022/23</u>
YEAR 1	70%	62%	67%



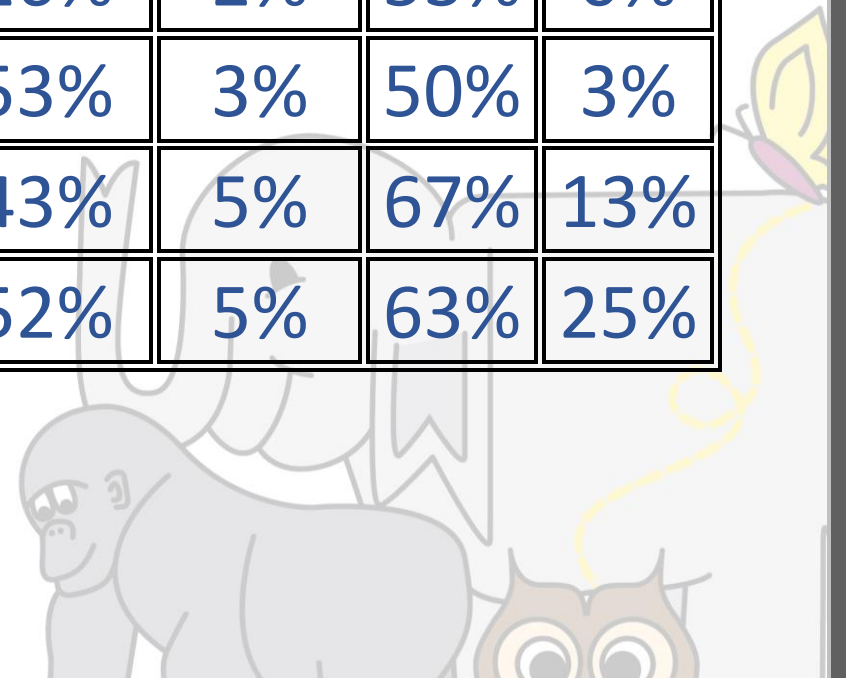
# KS1 data

	<u>2018/19</u>		<u>2021/22</u>		<u>2022/23</u>	
<u>Subject</u>	<u>ARE+</u>	<u>GDS</u>	<u>ARE+</u>	<u>GDS</u>	<u>ARE+</u>	<u>GDS</u>
Writing	72%	14%	45%	0%	52%	0%
Reading	68%	14%	53%	10%	59%	14%
Maths	77%	19%	62%	13%	66%	7%



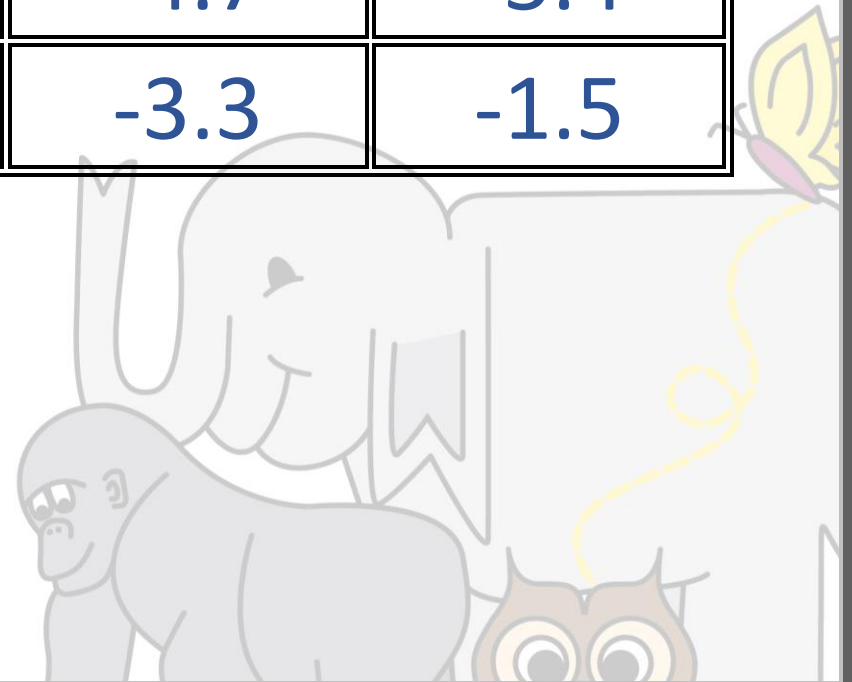
# KS2 data

	<u>2018/19</u>		<u>2021/22</u>		<u>2022/23</u>	
<u>Subject</u>	<u>ARE+</u>	<u>GDS</u>	<u>ARE+</u>	<u>GDS</u>	<u>ARE+</u>	<u>GDS</u>
Combined	64%	4%	15%	0%	37%	0%
Writing	77%	14%	26%	2%	53%	0%
Reading	64%	14%	53%	3%	50%	3%
Maths	75%	18%	43%	5%	67%	13%
SPAG	73%	23%	52%	5%	63%	25%



# KS2 Progress Scores

<u>Subject</u>	<u>2018/19</u>	<u>2021/22</u>	<u>2022/23</u>
Writing	2.2	-6.5	-3.6
Reading	0.3	-4.7	-5.4
-1.5Maths	1.2	-3.3	-1.5



# KS2 data overview

<u>Subject</u>	<u>2016</u>	<u>2017</u>	<u>2018</u>	<u>2019</u>	<u>2022</u>	<u>2023</u>
Writing	7%	53%	82%	77%	26%	53%
Reading	25%	56%	74%	64%	53%	50%
Maths	50%	65%	81%	79%	43%	67%
SPAG	50%	65%	77%	74%	52%	63%

